




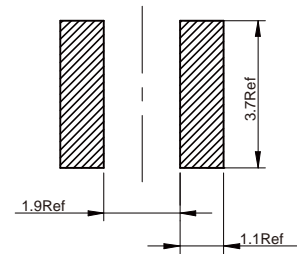
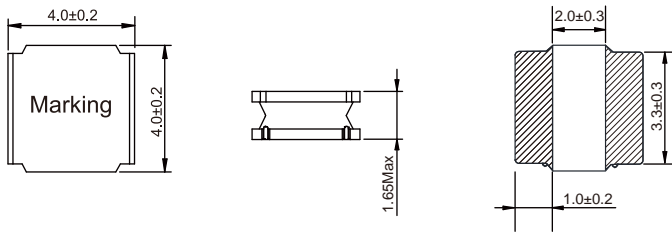
# SMD Shielded Tiny Power Inductor Size 4015



- 
- 
- 
- 

Dimensions: [mm]

Land Pattern: [mm]



Electrical Properties:

			1.45		
					975

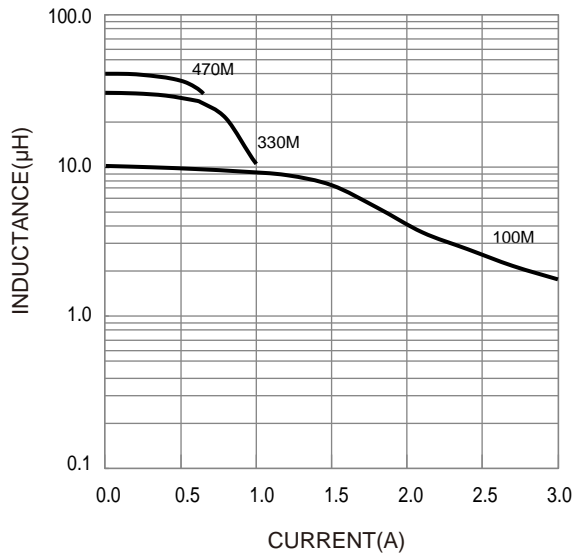
°C °C

°C



## Typical Electrical Characteristics:

Inductance VS. Current Characteristics:



Temperature Rise VS. Current Characteristics:

