


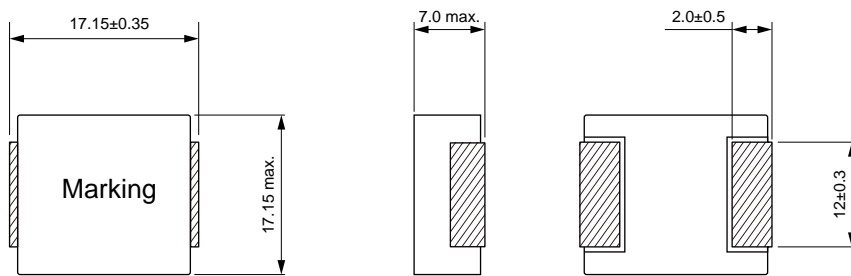
MDE Series

Molding Power Inductors

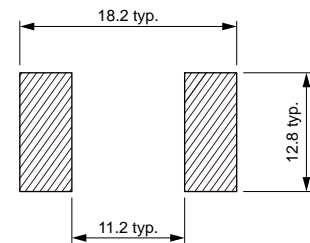
Size 1770



Dimensions: [mm]



Land Pattern: [mm]



Electrical Properties:

| | (μ H) | | (m) | Satura on | |
|--------------|------------|------|------|-----------|------|
| MDE1770-2R2M | 2.20 | ±20% | 2.50 | 34.0 | 29.0 |
| MDE1770-3R3M | 3.30 | ±20% | 3.95 | 30.0 | 24.0 |
| MDE1770-4R7M | 4.70 | ±20% | 4.75 | 24.0 | 21.0 |
| MDE1770-6R8M | 6.80 | ±20% | 7.50 | 22.0 | 17.0 |
| MDE1770-8R2M | 8.20 | ±20% | 8.70 | 20.0 | 13.0 |
| MDE1770-100M | 10.0 | ±20% | 9.90 | 19.0 | 12.0 |
| MDE1770-150M | 15.0 | ±20% | 17.0 | 14.5 | 11.0 |
| MDE1770-220M | 22.0 | ±20% | 23.0 | 11.5 | 8.50 |
| MDE1770-330M | 33.0 | ±20% | 37.0 | 10.0 | 8.00 |
| MDE1770-470M | 47.0 | ±20% | 47.0 | 7.50 | 6.00 |
| MDE1770-680M | 68.0 | ±20% | 85.0 | 6.50 | 5.20 |
| MDE1770-101M | 100 | ±20% | 130 | 5.00 | 3.70 |